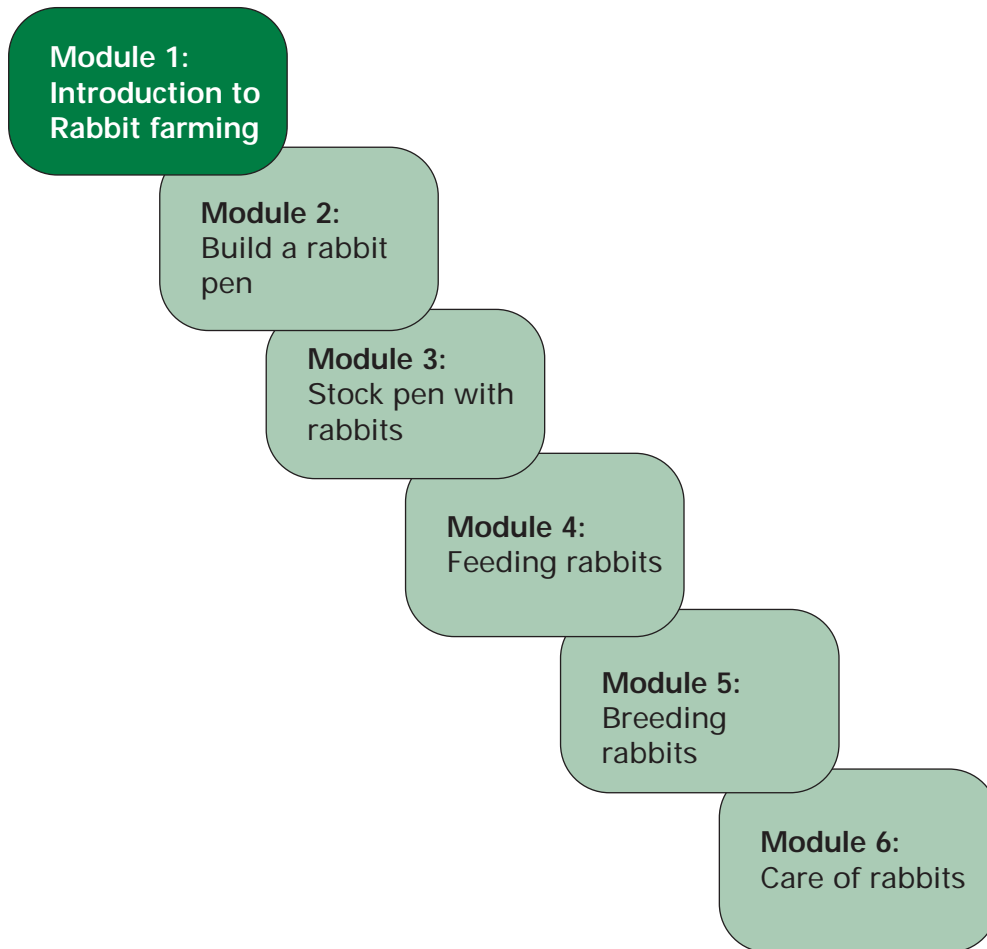


Table of contents

CONTENTS	Page no
Module Cover	1
Competency profile	3
Curriculum guide	4
Appendix 1	5
Appendix 2	5
Appendix 3	5
Appendix 4	6
Instructional notes	6

Program: **AGRICULTURE**
Course: **RAISING RABBITS**
Module Code: **AF016i**
Module title: **Introduction to raising rabbits**



Competency Profile: Raising Rabbits

Duties

Task

<p>A. Introduction to Rabbit farming</p>	<p>A1. Benefits of raising rabbits</p>	<p>A2. Requirements for raising rabbits</p>	<p>A3. Types of rabbits</p>	
<p>B. Build a rabbit pen</p>	<p>B1. Select site for building a rabbit pen</p>	<p>B2. Materials required for building a rabbit pen</p>	<p>B3. Build a rabbit pen (steps)</p>	
<p>C. Stock pen with rabbits</p>	<p>C1. Choose good rabbits</p>	<p>C2. Handle the rabbits</p>	<p>C3. Prepare pens and stock with rabbit</p>	
<p>D. Feeding rabbits</p>	<p>D1. Types of feed for rabbits</p>	<p>D2. Feed rabbits</p>	<p>D3. Cautions about feeding rabbits</p>	
<p>E. Breeding rabbits</p>	<p>E1. Mating rabbits</p>	<p>E2. Care of baby rabbits</p>	<p>E3. Raising young rabbits</p>	<p>E4. Culling of breeding stock</p>
<p>F. Care of rabbits</p>	<p>F1. Care of the pen</p>	<p>F2. Care of food and water</p>	<p>F3. Care of the rabbits</p>	

CURRICULUM GUIDE

Program:	AGRICULTURE
Course:	Raising rabbits
Module code:	AF016i
Modules:	Introduction to raising rabbits
Duration:	1 hour 30 minutes
Content:	A1: Benefits of raising rabbits <ul style="list-style-type: none">• Food• Source of income A2: Requirements for raising rabbits <ul style="list-style-type: none">• Fully grown rabbits• Pen• Food A3: Types of rabbits <ul style="list-style-type: none">• New Zealand rabbit• California• And Blue vienna
Pre-requisite:	There are no pre-requisites to this module.
Method:	This module should be delivered using the following Methodologies: <ul style="list-style-type: none">• Lecture• Discussion
Instructor:	The ideal instructor to deliver this course <ul style="list-style-type: none">• should have a Certificate in Tropical Agriculture• Must have gone through Training Methodologies• Or must be an experienced rabbit farmer.
Assessment method:	The participant will be assessed using the following assessment approaches: <ul style="list-style-type: none">• Written/Oral tests• Direct Observation
Assessment condition:	All materials and equipments will be provided. Assessment will be conducted in farm environment
REFERENCES:	1) Better Farming Series: 36 "Raising Rabbits" Food and Agriculture Organisation Of the United Nations Rome 1988



APPENDIX 1: Training and Assessment guide

Task A1: **Benefits of raising rabbits**
Suggested minimum instructional time: **30 minutes**

Learning outcomes

1.1 Identify the benefits of raising rabbits

Teaching strategy:

Learning activities for the trainee must include the instructor to:

- Discuss the different benefits that can be obtained from raising rabbits.
- Discuss how farming rabbits can improve the family in terms of income and health.

Assessment condition: Trainee must be given access to:

i) information and handouts

Assessment criteria:

1.1.1 The different benefits of raising rabbits are identified correctly.

Assessment method: To demonstrate achievement of the above criteria the trainee will be given:

- oral questions
- or written questions

APPENDIX 2: Training and Assessment guide

Task A2: **Requirements of raising rabbits**
Suggested minimum instructional time: **30 minutes**

Learning outcomes

1.1 Identify the requirements for raising rabbits

Teaching strategy:

Learning activities for the trainee must include the instructor to:

- Discuss the different requirements for raising rabbits including:
 - Shelter
 - Adult stock
 - Feed etc.

Assessment condition: Trainee must be given access to:

ii) information and handouts

Assessment criteria:

1.1.1 The different requirements for raising rabbits are identified correctly.

Assessment method: To demonstrate achievement of the above criteria the trainee will be given:

- oral questions
- or written questions

APPENDIX 3: Training and Assessment guide

Task A3: **Types of rabbits**
Suggested minimum instructional time: **30 minutes**

Learning outcomes

1.1 Identify the different types of rabbits that can be raised.

Teaching strategy:

Learning activities for the trainee must include the instructor to:

- Identify and describe the different types of rabbits that can be raised.
- State the advantages of improved rabbits from local ones.

Assessment condition: Trainee must be given access to:

i) information and handouts

Assessment criteria:

1.1 .1 The different types of rabbits are identified correctly.

Assessment method: To demonstrate achievement of the above criteria the trainee will be given:


- oral questions
- or written questions

APPENDIX 4: Instructional notes


Introduction to rabbit farming

Benefits of raising rabbits:

- A very good way for you and your family to improve your lives is to raise your own rabbits. If you raise your own rabbits you will always have fresh meat.



- Rabbit meat is good for you. It also tastes good. Rabbit meat will help to keep your family strong and healthy.
- Rabbits are easy to raise. They are clean, quiet and small. You can keep many rabbits in a very small place.
- The meat that you will get, even by raising only a few rabbits, will help your family to eat better.
- You can easily find enough food to feed a few rabbits. You can even grow some of the food yourself.
- Since one rabbit makes a good meal, and you can eat them one at a time when you need meat, you will not have to worry about rabbit meat going bad.
- Rabbits have babies often. Starting with only a few full- grown rabbits, you can raise many baby rabbits, which will give you a lot of meat.





Rabbits and babies

- If you grow more rabbits than you need to eat, you can sell what you do not use to your neighbours or at the market.
- With more food to eat and with the money you get from selling rabbits, you and your family can live better.

Requirements for rabbit farming:

You will need

- healthy, full-grown rabbits
- the kinds of food that rabbits eat and plenty of fresh water
- a pen for each full-grown rabbit and pens for the young rabbits
- time to take care of the rabbits




Healthy full grown rabbits' food and water; rabbit pens

Types of rabbits

There are many kinds of rabbits, all with different sizes, shapes and colours and with different kinds of fur.

Different types of rabbits



Some rabbits are small and weigh very little. Other rabbits are large and weigh a lot.


You must find out the kinds of rabbits that you can get where you live. In most places, you can find several kinds of rabbits.

Usually, you can get local rabbits. Local rabbits are strong and hardy and used to living in your area. So, they grow well and do not get sick easily. However, local rabbits are often small and give little meat.

Sometimes, you can get improved rabbits that have been brought from another place. Improved rabbits have been carefully mated over many years and they are better than local rabbits.

Improved rabbits are larger and give more meat. However, they are not as hardy as local rabbits. So, if you get improved rabbits you will have to take better care of them.

Sometimes local rabbits are mated with improved rabbits. When the babies are born, they have some of the qualities both these kinds of rabbits.



If you use an improved male, the baby rabbits will be better.

Usually, they are stronger, healthier, live well locally, grow bigger and give more meat than local rabbits.

However, if you can get them, the very best kind of rabbits for you to raise are medium- sized improved rabbits. These grow more quickly and give the most.

If you need help, your extension agent will be able to give you good advice on the kinds of rabbits you can get and where to get them.



p o box 1097, waigani
national capital district
papua new guinea.

tel: (675) 323 2633
fax: (675) 323 0944

The development of this short course was
sponsored by the ADB-PNG
EMPLOYMENT SKILLS DEVELOPMENT
PROJECT (EOSDP) and produced by
curriculum officers at the SKILLS
TRAINING RESOURCES UNIT (STRU)
